



# Rider Tow Tractor

ELECTRIC SEATED TRACTOR  
4,400-22,000LB

## Muskel Series



UTT20

### Muskel means Muscle.

The Starke Muskel includes German engineering and design aspects which power over the competition in strength, versatility and usability. This electric rider tow tractor is perfect for regularly towing heavy products and industrial equipment throughout your facility.

Muscle like this usually makes a lot of noise, but the battery powered Muskel makes virtually no noise as it effortlessly moves materials from point A to point B in your distribution plant, factory or warehouse application.

### FEATURES

#### Towing Capacity

- 4,400 - 22,000 lbs

#### Wheels/Tires

- Solid Rubber

#### Battery

- Industrial battery
- Chargers sold separately

#### Controls

- Multi-function display: battery status, hour meter, error code, etc.
- Application of hand brake and hydraulic brake improve the safety level of truck
- Step-less speed control
- CANbus technology is programmable and reduces wiring complexity and increase reliability.

#### Frame


- "H" type axle design offers good stability
- Batteries located in the lowest part of frame ensures tow tractor excellent stability because of low centre of gravity
- Drawbar

#### Powertrain/Electrical

- Automatic reset make operation easier
- DC motor is maintenance free and promotes long battery life

#### Options

- Cabin
- Double front lamp



Large capacity batteries



Adjustable steering column



Back cover for easy service access



Multi function display

Meets or exceeds ASME B56.1 and CSA B335 Standards. Specifications are subject to change without notice.

www.starkecanada.com • 1-877-435-4352 • sales@starkeforklift.com • www.starkeusa.com



Rev 10/2015



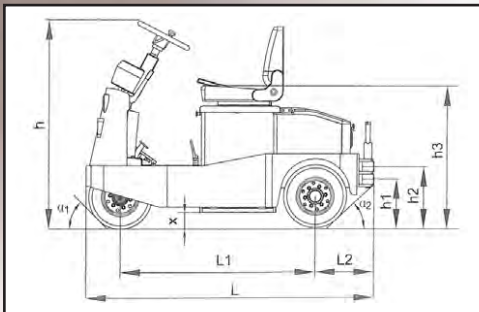
# Rider Tow Tractor

ELECTRIC SEATED TRACTOR  
4,400-22,000LB

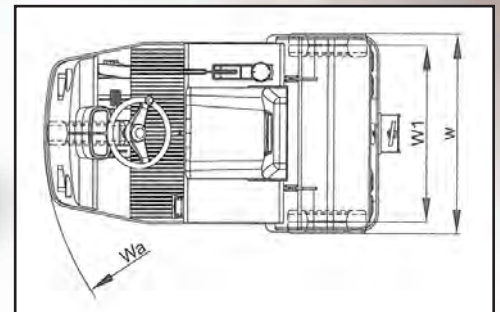
## Muskel Series

### Why Choose a Stärke Muskel over a competitor?

Rider Tow Tractor	Stärke Muskel	Taylor-Dunn C	Motrec E-280
Tow Capacity	4,400 - 22,000 lbs	12,500 - 30,000 lbs	6,000 - 16,000 lbs
Electrical	48v	48v	36v



UTT20



Muskel Rider Tow Tractor		UTT20	UTT30	UTT50	UTT60	UTT100	
Capacity	lbs	4,400	6,600	11,000	13,200	22,000	
Rated traction (60 minutes rated)	N/lbs	500/112	750/168	1250/281	1500/337	2500/562	
Maximum traction (5 minutes rated)	N/lbs	2000/449	3000/674	5000/1124	6000/1348	10,000/2248	
Drawbar center height	h1/h2 (in)	11.0/13.8	11.0/13.8	11.0/13.8	11.0/13.8	12.6/15.7	
Weight	lbs	2046	2156	2552	2816	4180	
Axle loading	Front	lbs	726	770	902	990	1650
Axle loading	Rear	lbs	1320	1386	1650	1826	3168
Tire Size	Front, solid rubber	15 x 4.5-8	15 x 4.5-8	15 x 4.5-8	15 x 4.5-8	5.00-8-10pr	
	Rear, solid rubber	15 x 4.5-8	15 x 4.5-8	4.00-8	4.00-8	6.50-10-12pr	
Wheelbase	L1 (in)	46.1	46.1	50.4	50.4	52.0	
Rear hanging distance	L2 (in)	13.8	13.8	17.7	17.7	23.6	
Tread	Front	W2 (in)	0	0	0	36.2	
	Rear	W1 (in)	33.9	33.9	37.2	38.2	
Seat height	h3 (in)	33.5	33.5	35.8	35.8	41.3	
Overall length	L (in)	67.7	67.7	76.4	76.4	97.8	
Overall width	W (in)	38.2	38.2	43.3	43.3	45.7	
Overall height	h (in)	49.2	49.2	49.2	49.2	58.3	
Minimum ground height	X (in)	3.9	3.9	3.9	3.9	5.4	
Minimum turning radius	Wa (in)	59.8	59.8	65.0	65.0	86.6	
Travel Speed	Laden	mph	5.0	4.3	5.0	4.3	4.0
Travel Speed	Unladen	mph	8.1	8.1	8.7	8.7	4.3
Maximum Gradeability	Laden	%	6	6	6	6	6
Maximum Gradeability	Unladen	%	15	15	15	15	15
Brake		Mechanical, Hydraulic					
Battery Voltage	v/Ah	48/240	48/270	48/360	48/400	48/540	
Battery Weight	lbs	770	880	1166	1342	2090	
Battery Size	Ins	32.0x16.4x22.4	32.0x16.4x22.4	32.0x20.6x25.5	32.0x20.6x25.5	39.4x18.8x28.5	
Battery Compartment Size	Ins	32.4x16.8x22.8	32.4x16.8x22.8	32.4x21.0x25.9	32.4x21.0x25.9	39.8x19.2x28.9	
Travel Control		Microcomputer mosfet					
Traction Bolt		Traction bolt					

Meets or exceeds ASME B56.1 and CSA B335 Standards. Specifications are subject to change without notice.

www.starkecanada.com • 1-877-435-4352 • sales@starkeforklift.com • www.starkeusa.com



Rev 10/2015